

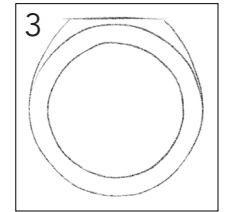
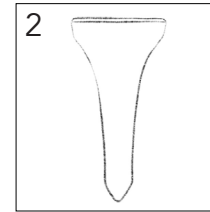
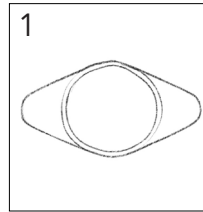
GILDFORM

Design Template: Ring

Let's take the first step toward turning your jewelry ideas from concept to creation! Use this template to sketch out your idea to the best of your ability. Let your creativity flow and please share as many details about your design as possible.

How to use this template -

- Measurements should be in Millimeters (MM)
- Similar to the example shown here, sketch out the various views of your design
- Add any additional notes that will be helpful to the Gildform Technical Design Team




1

2

3

notes:






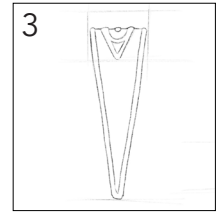
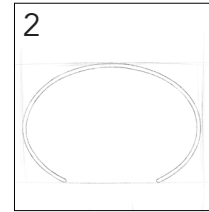
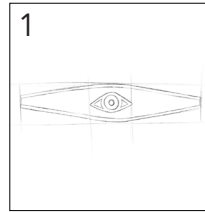
GILDFORM

Design Template: Bracelet

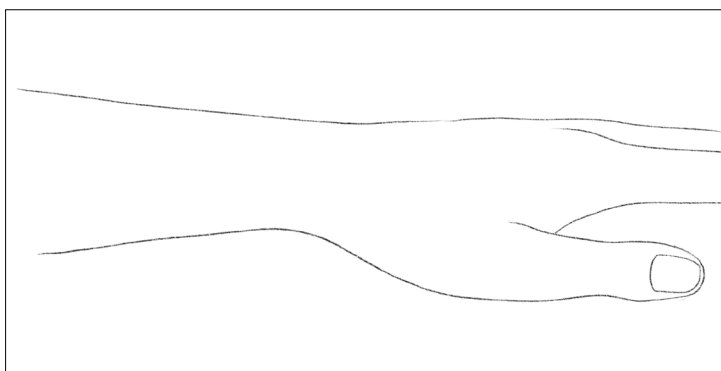
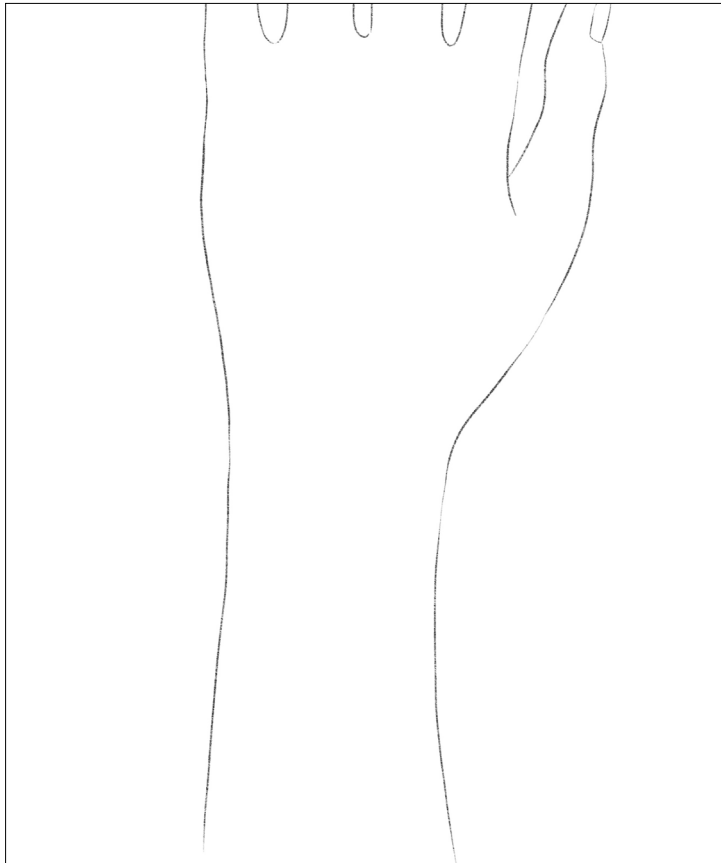
Let's take the first step toward turning your jewelry ideas from concept to creation! Use this template to sketch out your idea to the best of your ability. Let your creativity flow and please share as many details about your design as possible.

How to use this template -

- Measurements should be in Millimeters (MM)
- Similar to the example shown here, sketch out the various views of your design
- Add any additional notes that will be helpful to the Gildform Technical Design Team



clasp type:
additional assembly:






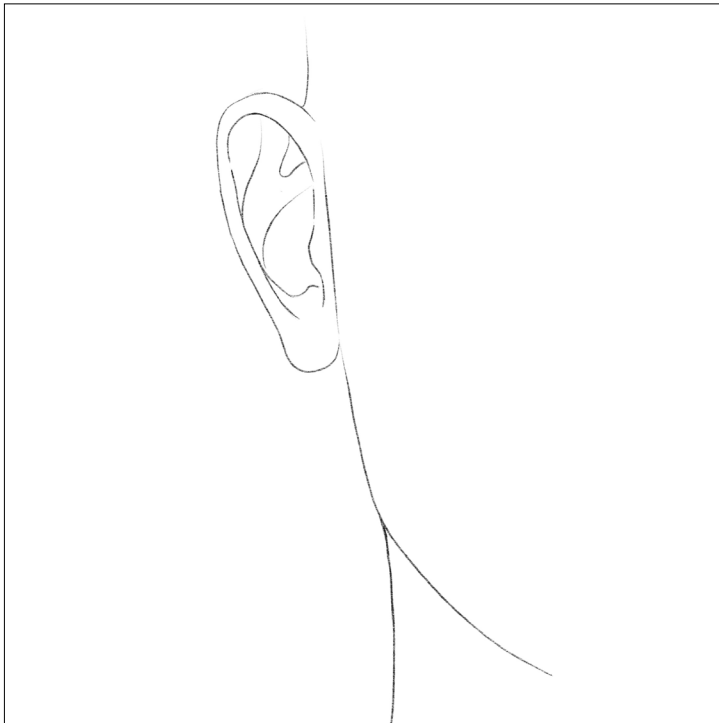
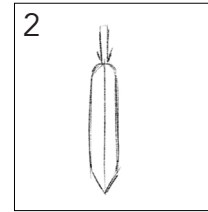
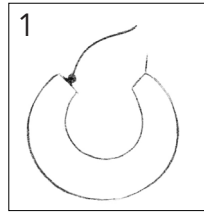
GILDFORM

Design Template: Earring

Let's take the first step toward turning your jewelry ideas from concept to creation! Use this template to sketch out your idea to the best of your ability. Let your creativity flow and please share as many details about your design as possible.

How to use this template -

- Measurements should be in Millimeters (MM)
- Similar to the example shown here, sketch out the various views of your design
- Add any additional notes that will be helpful to the Gildform Technical Design Team



closure type: hinge, post, threader, ear jacket
additional assembly:


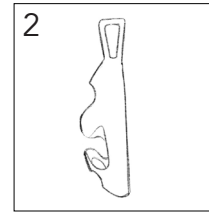
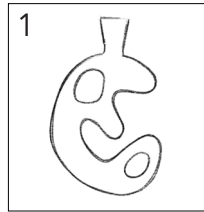
GILDFORM

Design Template: Pendant


Let's take the first step toward turning your jewelry ideas from concept to creation! Use this template to sketch out your idea to the best of your ability. Let your creativity flow and please share as many details about your design as possible.

How to use this template -

- Measurements should be in Millimeters (MM)
- Similar to the example shown here, sketch out the various views of your design
- Add any additional notes that will be helpful to the Gildform Technical Design Team



additional assembly:




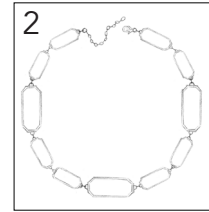
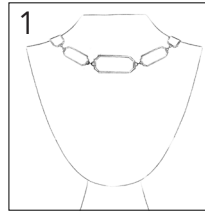
GILDFORM

Design Template: Necklace

Let's take the first step toward turning your jewelry ideas from concept to creation! Use this template to sketch out your idea to the best of your ability. Let your creativity flow and please share as many details about your design as possible.

How to use this template -

- Measurements should be in Millimeters (MM)
- Similar to the example shown here, sketch out the various views of your design
- Add any additional notes that will be helpful to the Gildform Technical Design Team



additional assembly:
clasp type:

GILDFORM

Design Template: Other

Let's take the first step toward turning your jewelry ideas from concept to creation! Use this template to sketch out your idea to the best of your ability. Let your creativity flow and please share as many details about your design as possible.

How to use this template -

- Measurements should be in Millimeters (MM)
- Similar to the example shown here, sketch out the various views of your design
- Add any additional notes that will be helpful to the Gildform Technical Design Team

